

the amazing
SupaLife
TILED ROOF SYSTEM



LIGHTWEIGHT TILED CONSERVATORY ROOFS
Transform your Conservatory into an 'All Year Round Living Space'



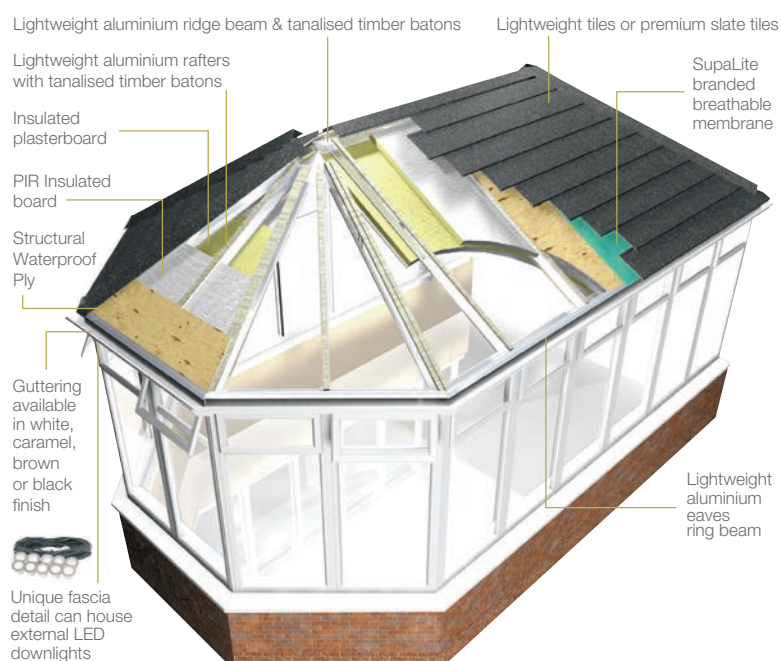
RETRO FIT DESIGN

The SupaLite Roof System has been designed to be installed as a retro fit onto existing conservatory window frames, converting your conservatory into a usable all year round sun-porch. **We can build you a new sun-porch from scratch should you require us to provide this complete service.**

If you have an existing conservatory, you will probably agree that it is too hot in summer and very cold in the winter. By installing a SupaLite Roof, with an **incredible u-value of just 0.18** (0.15 for the Scottish market), you will never experience these extreme temperature changes ever again!

- **SupaLite gives an incredible u-value of 0.18** (0.15 for the Scottish market) that meets total building regulations.
- **Lightweight aluminium fully structural frame** with frame connector system for when new windows or doors are to be fitted to a new or existing building.
- **Choice of tile and slate colours**, all tiles are tried and tested for many years in USA, Canada and Australia, giving you total peace of mind in extreme weather conditions.
- **10 years guarantee** on all roof components with a life expectancy of 60 years on tiles.
- **Large roof vents** are available to allow in maximum light.

SUPALITE BENEFITS



- **Full range of colour matching fascias**, soffits and gutters to suit your choice of windows.
- **Choice of internal ceiling finishes** (plaster or tongue & groove timber effects).
- **Easy to install** to existing window frames.

COMFORT & STYLE



"SupaLite were very professional, we were pleased with the quote. We were really impressed with how the roof was put together. The finished product is brilliant, it meets all expectations".



REVOLUTION

The SupaLite roof is a revolution in the Conservatory industry. It is providing owners of tired old and energy inefficient Conservatories with a radical solution to extreme temperature fluctuations. Join the revolution and insist on a SupaLite Conservatory Roof.

"Fall in love with your conservatory again by fitting a SupaLite roof"

FINISHING TOUCHES

ExtraLight Tiles

Our new and unique high performance textured-finish tile captures the subtle look and charm of low-profile traditional shingles.

The exceptional durability eliminates the delaminating, lifting and general break-down caused by UV rays and high winds whilst enjoying the superior performance of stone-coated steel.

Our lightweight tiles come in a choice of natural weathered tones to recreate the visual appeal of a clay tiled roof and carefully selected to match most traditional roofs.

Tapco Slate

For centuries, slate roofing has been desired for its durability and beauty. With authentic surfaces and edges, Tapco Slate highlights the handsome character of slate, at the same time enhancing roof performance through innovative design. Unlike natural slate, Tapco Slate won't break or delaminate.

Tapco Slate gives you the power to evoke both historical elegance and outstanding modern-day style. Our slates are created with moulds cast from real slate to capture genuine peaks, plateaux and curves. Colour-through design and UV stabilisation ensure "stay-true" richness for traditional colours.

Roof Vents

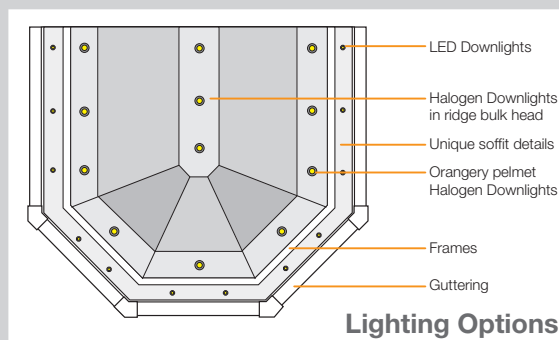



The well-designed centre pivot allows the sash to be opened in a range of positions, thus increasing the amount of fresh air which can be drawn into the room.

The sash can also be rotated through 180° and locked, allowing easy and safe cleaning of the outer pane to be carried out. Our roof windows have a much greater surface area when compared with similar sized windows made by other manufacturers. As a result they maximise the amount of natural light in a room.

Lighting Options

The SupaLite roof system provides a choice optional internal or external lighting configurations which can be fitted in the ridge bulkhead or a newly installed lighting pelmet which will be plaster finished to match the interior of your roof as a whole.

Many customers choose external LED's to be fitted into the soffit creating a feature that is both functional and aesthetically pleasing in the evening.



"Fall in love with your conservatory again"